



# The INCOSE Fundamentals of Systems Engineering (FuSE) Initiative: Moving from Heuristics to Science

13 October 2023 – UCONN Storrs, CT

**Olivier de Weck**  
Stream Lead “SE Foundations”

**Joshua Sutherland**  
Deputy Stream Lead “SE Foundations”

**Bill Miller**  
FuSE Program Lead



# The future is complex.

# We need a fit for purpose systems approach to solve the upcoming challenges.

<https://www.incose.org/about-systems-engineering/se-vision-2035>



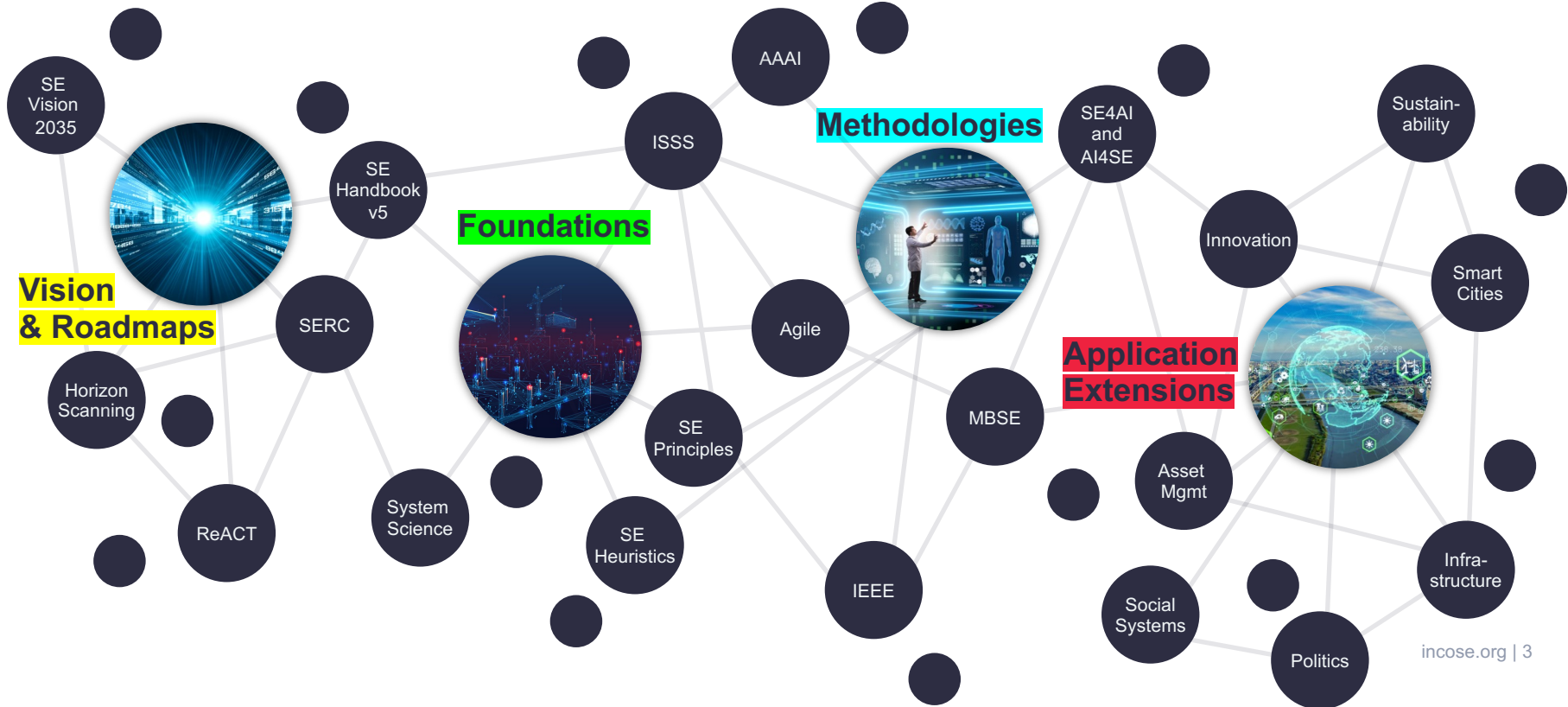
## SYSTEMS ENGINEERING VISION 2035

ENGINEERING SOLUTIONS FOR A BETTER WORLD



# Shaping the Future of SE is a community effort.

FuSE orchestrates and enables enthusiasts (within and outside of INCOSE) to contribute to the realization of the SE Vision



SYSTEMS ENGINEERING

# VISION 2035


ENGINEERING SOLUTIONS FOR A BETTER WORLD

## Theoretical Foundations

“TO” state:

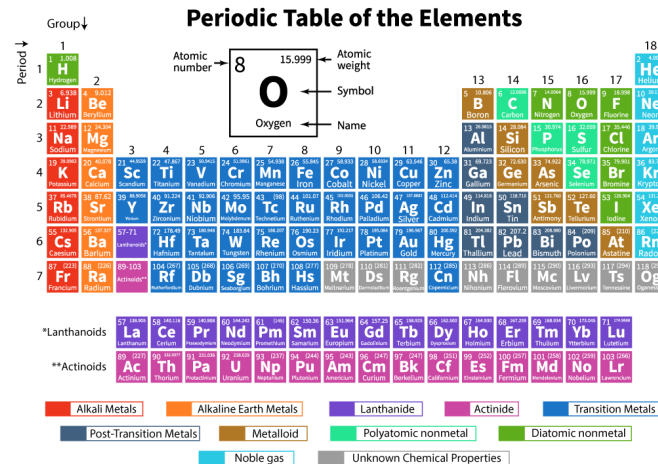
“The systems engineering foundations have a stronger **scientific and mathematical grounding** based on **advanced practices, heuristics, systems observable phenomena, and formal ontologies**. The foundations are shared across application domains, and provide additional rationale for selecting and adapting practices to **maximize value** for the particular application.”

# From Alchemy to Chemistry



**Book on Alchemy (recipes) – 1600s**

Islamic and European alchemists developed a basic set of laboratory techniques, theories, and terms, some of which are still in use today. However, they did not understand the underlying building blocks of matter, still relying on the 4 elements of Greek philosophy.



**Periodic Table of Elements – 1800s**

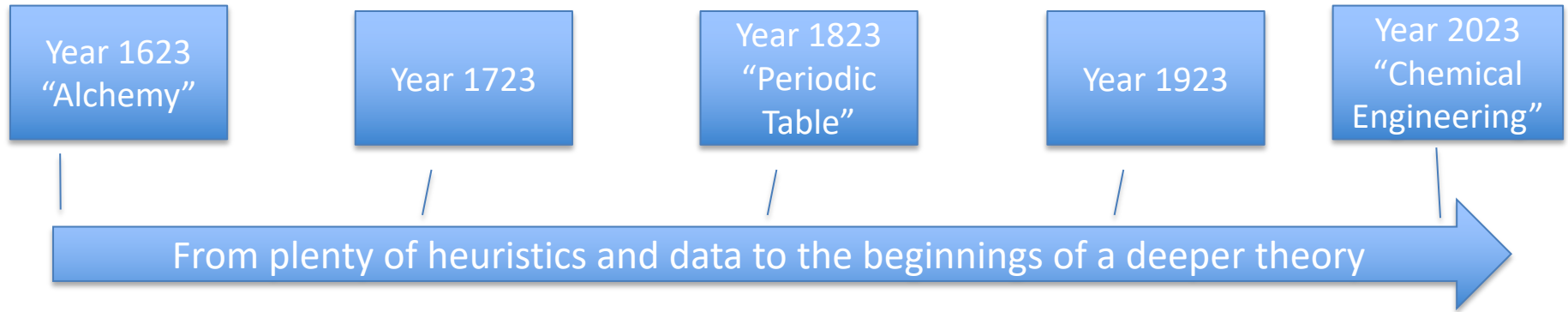
In 1817, German physicist Johann Wolfgang Döbereiner began to formulate one of the earliest attempts to classify the elements. In 1829, he found that he could form some of the elements into groups of three, with the members of each group having related properties. It took 100+ years to fill the table

**Alchemy – Chemistry – Chemical Engineering**



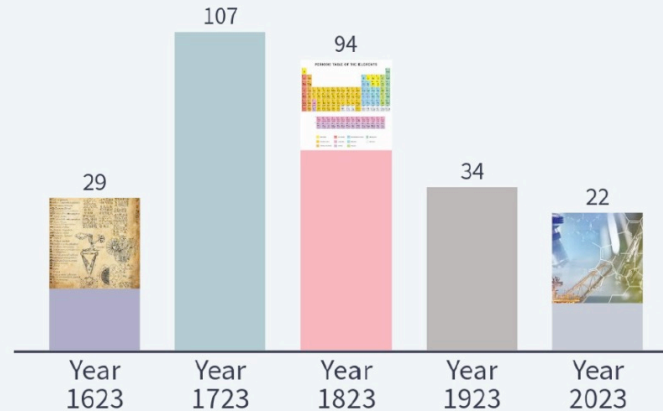
**300+ Years**

# Audience Survey: Compared to Chemical Engineering how mature is Systems Engineering today?



# IW 2023 Audience survey result: “Where are we on our SE journey?”

## From Alchemy to Chemical Engineering: How mature is Systems Engineering today?



# Where are we on our Systems Engineering (SE) journey?

- We are in a transition phase between practice (with plenty of heuristics and data) and the beginnings of a deeper theory
- What are the laws that can accurately predict the behavior of complex systems under a set of given assumptions ?
- In order for any “laws” to be accepted as true, there needs to be a set of experiments and data to validate (or falsify) them

**Systems Engineering in 2023 is where  
Chemical Engineering was in 1823 !**



# How are we approaching SE Foundations?

- **1. Quantification:**


- Unless we can quantify what we speak about we are not really masters of the fundamentals
- The deeper theoretical understanding of what drives performance, complexity, effort, cost, safety in systems requires this.

- **2. Experimentation:**

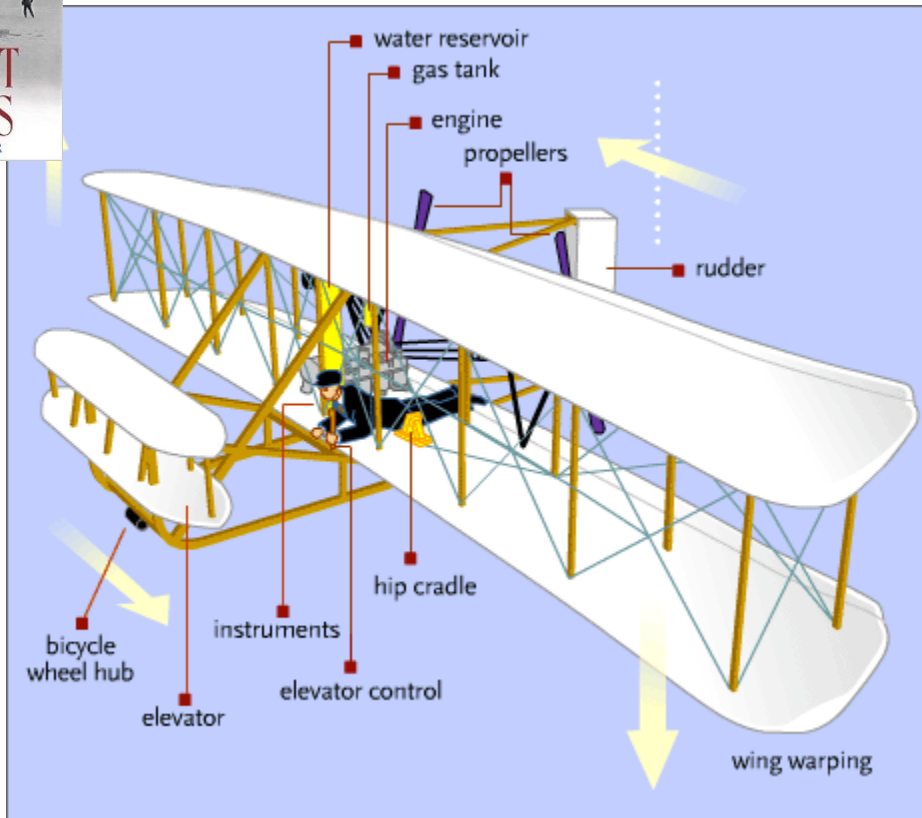
- Claims will be subjected to the rigors of careful and repeatable experimentation (at different organizations, individuals at different locations) to either support or refute them.
- Remain skeptical of any claims related to SE Fundamentals unless there is experimental evidence (either from natural or controlled experiments) to validate these ideas.

- **3. Work with other FuSE streams to make our findings operationalizable to doing great Systems Engineering**

- What we discover will be made useful for doing work



# The Wright Flyer (1903)



# Structural DSM of Wright Flyer

DSM	fuselage	wing	elevator	bicycle wheel hub	instruments	pilot	elevator control	hip cradle	wing cables	water reservoir	gas tank	engine	belt left	propeller left	belt right	propeller right	rudder	rudder controls
fuselage	█	█	█	█	█	█	█	█	█	█	█	█	█	█	█	█	█	█
wing	█	█	█	█	█	█	█	█	█	█	█	█	█	█	█	█	█	█
elevator	█	█	█	█	█	█	█	█	█	█	█	█	█	█	█	█	█	█
bicycle wheel hub	█	█	█	█	█	█	█	█	█	█	█	█	█	█	█	█	█	█
instruments	█	█	█	█	█	█	█	█	█	█	█	█	█	█	█	█	█	█
pilot	█	█	█	█	█	█	█	█	█	█	█	█	█	█	█	█	█	█
elevator control	█	█	█	█	█	█	█	█	█	█	█	█	█	█	█	█	█	█
hip cradle	█	█	█	█	█	█	█	█	█	█	█	█	█	█	█	█	█	█
wing cables	█	█	█	█	█	█	█	█	█	█	█	█	█	█	█	█	█	█
water reservoir	█	█	█	█	█	█	█	█	█	█	█	█	█	█	█	█	█	█
gas tank	█	█	█	█	█	█	█	█	█	█	█	█	█	█	█	█	█	█
engine	█	█	█	█	█	█	█	█	█	█	█	█	█	█	█	█	█	█
belt left	█	█	█	█	█	█	█	█	█	█	█	█	█	█	█	█	█	█
propeller left	█	█	█	█	█	█	█	█	█	█	█	█	█	█	█	█	█	█
belt right	█	█	█	█	█	█	█	█	█	█	█	█	█	█	█	█	█	█
propeller right	█	█	█	█	█	█	█	█	█	█	█	█	█	█	█	█	█	█
rudder	█	█	█	█	█	█	█	█	█	█	█	█	█	█	█	█	█	█
rudder controls	█	█	█	█	█	█	█	█	█	█	█	█	█	█	█	█	█	█

Legend	
█	Physical connection
█	Mass flow
█	Energy flow
█	Information flow

DSM 18x18

### Connections

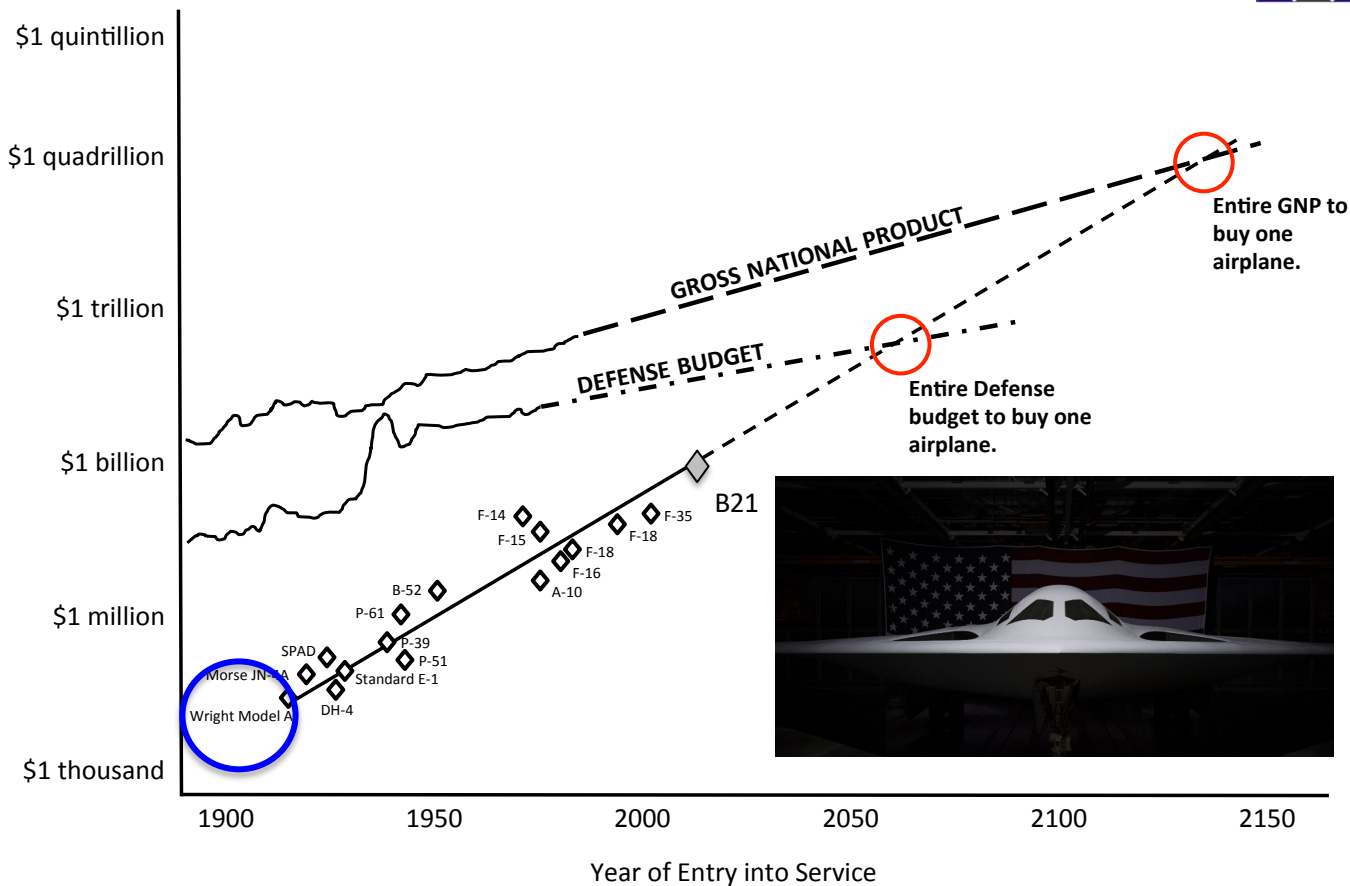
- 62 Physical
- 4 Mass Flow
- 11 Energy Flow
- 9 Info Flow
- Total: 86

$NZF = 86/1,224$   
 $= 7\% \text{ density}$

$\langle k \rangle \approx 5$

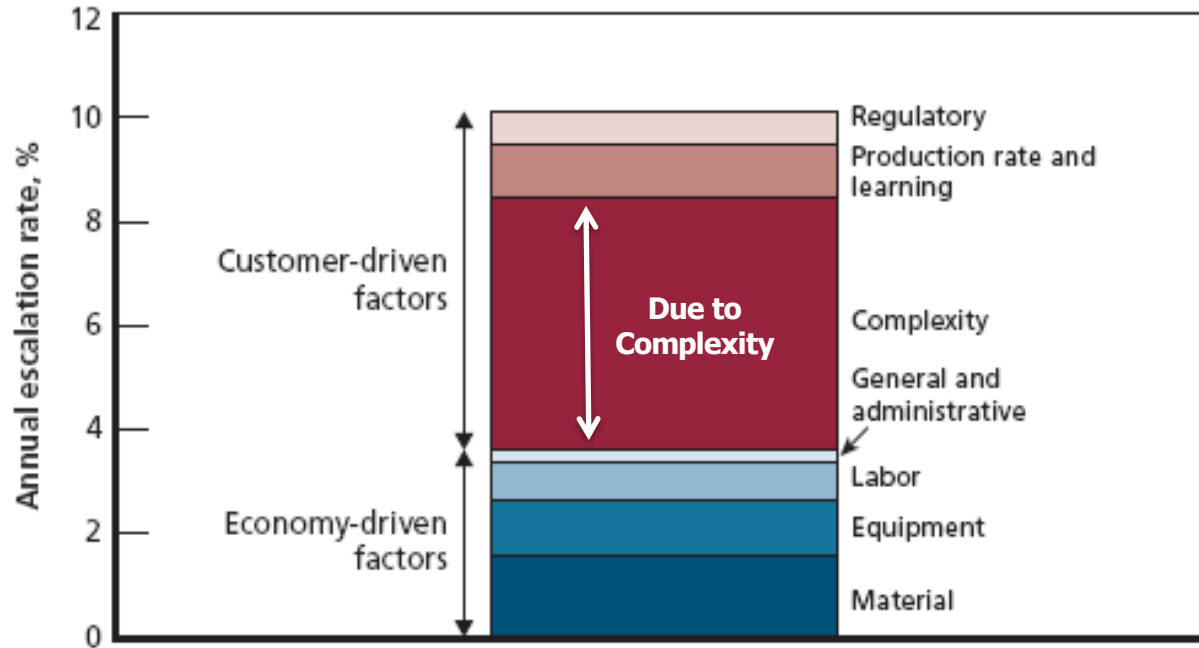
Design Structure Matrix (DSM) – captures structure of elements of form

# Augustine's 16<sup>th</sup> Law



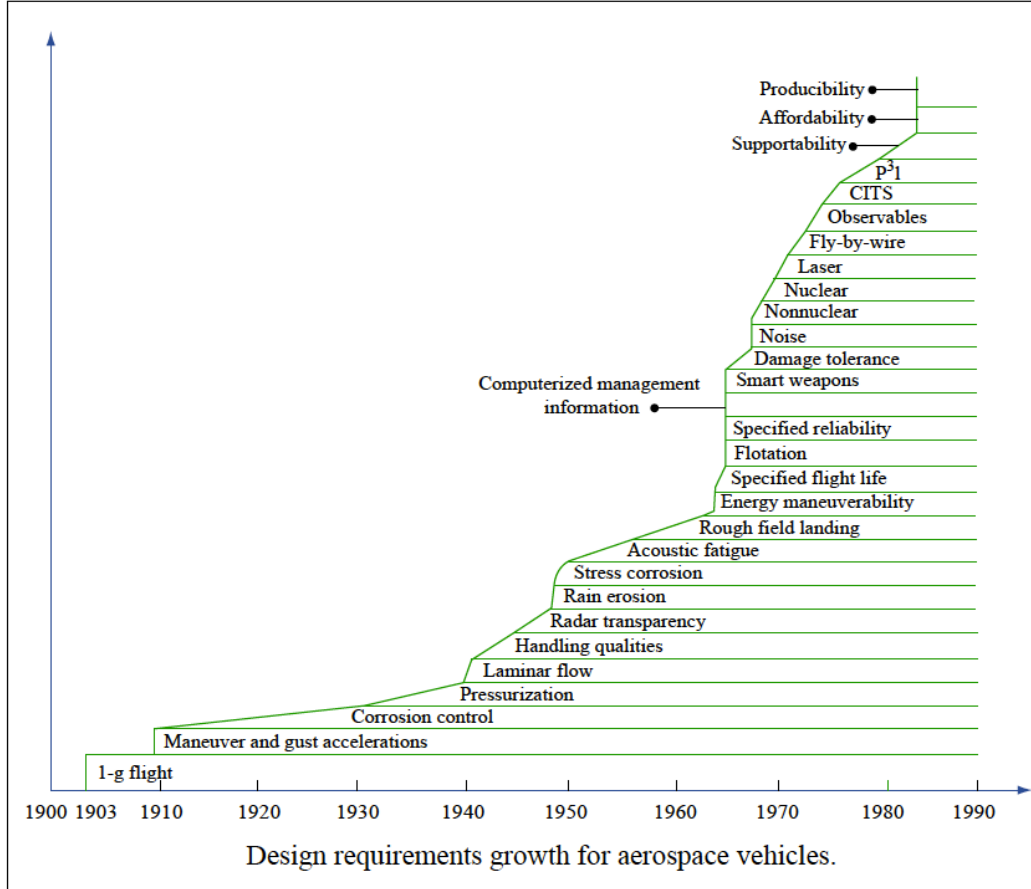
# What is driving this escalation of cost?

## Contributors to Price Escalation from the F-15A (1975) to the F-22A (2005)



Source: DARPA TTO (2008)

# Functional Requirements Explosion in Aviation



# F-35 JSF



# The First Law of Systems Science and SE: Conservation of Complexity

- First Law of Thermodynamics:  $\Delta U = Q - W$ .
  - Conservation of Energy
  - The change in internal energy  $\Delta U$  is equal to the heat  $Q$  added to the system minus the work  $W$  done by the system.
- The First Law of Systems Science and Engineering:
  - **Conservation of Complexity**  $\Delta C = \mu \Delta P - \varepsilon \Delta E$
  - The change in complexity  $\Delta C$  of the system is equal to a proportional change in expected performance  $\Delta P$  minus the change in effort  $\Delta E$  expended by the enterprise

$$\varepsilon = -\frac{C^{1-m}}{2am}$$

$$\mu = \frac{(1+kC^n)^2}{2PmaxknC^{n-1}(1-kC^n)}$$



# First Law of Systems Science and Engineering (proposed)


## Conservation of Complexity

The change in complexity  $C$  of the system is equal to a proportional change in expected performance  $P$  minus the change in effort  $E$  expended by the enterprise



$$\Delta C = \mu \Delta P - \varepsilon \Delta E$$

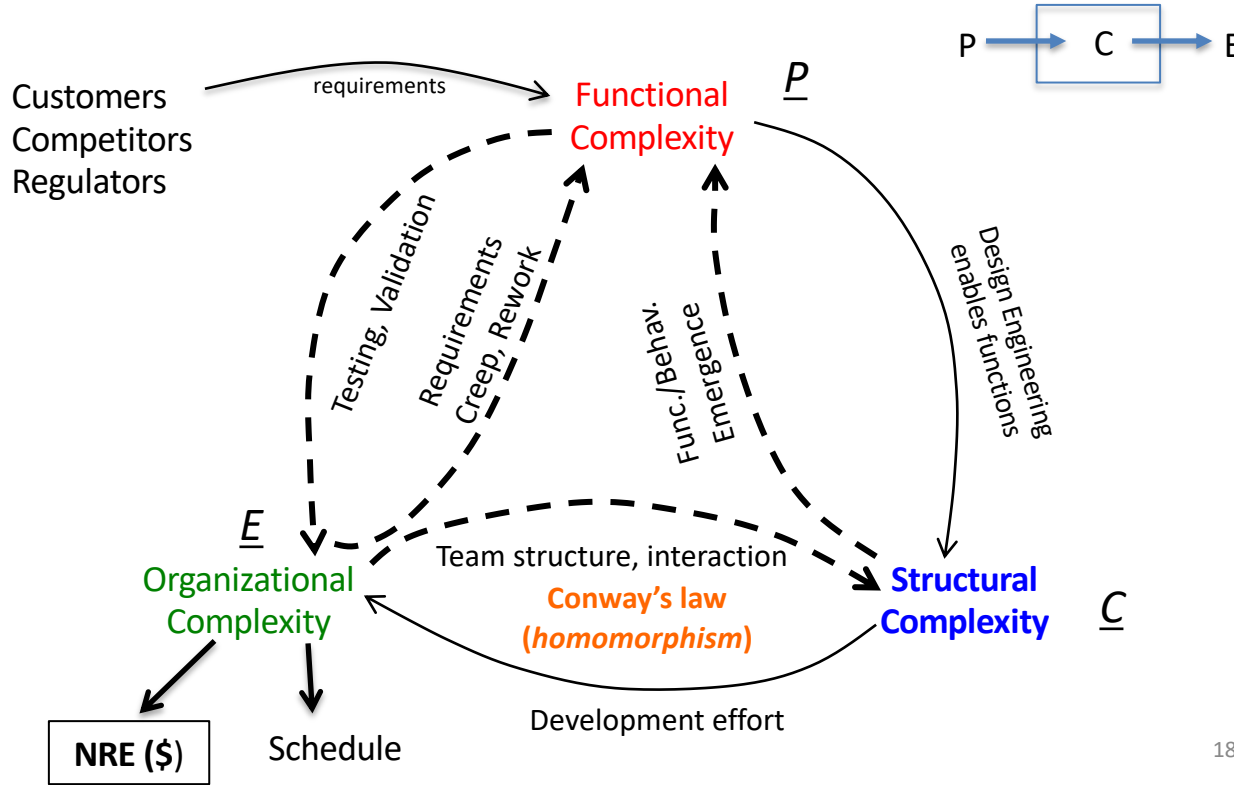
## Is this “law” true?



*“When you can measure what you are speaking about, and express it in numbers, you know something about it, when you cannot express it in numbers, your knowledge is of a meager and unsatisfactory kind; it may be the beginning of knowledge, but you have scarcely, in your thoughts advanced to the stage of science.”*

William Thomson, Lord Kelvin (1824–1907)

# Three Dimensions of Complexity



# The Structural Complexity Metric

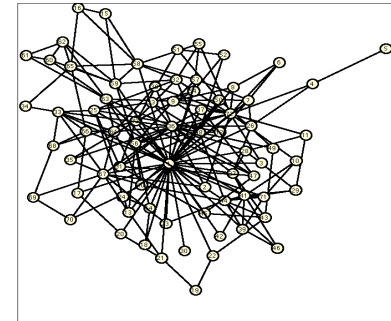
$$\text{Structural Complexity, } C = C_1 + C_2 \cdot C_3$$

Complexity due to components alone  
(number and heterogeneity of components)



Complexity due to system topology (a  
scaling factor) typically  $> 1$

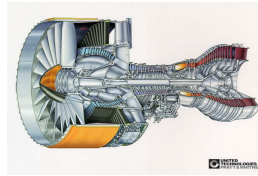
Complexity due to pair-wise  
component interactions (number and  
heterogeneity of interactions)



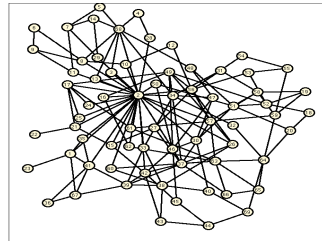
Sinha, Kaushik, and Olivier L. de Weck. "Empirical validation of structural complexity metric and complexity management for engineering systems." *Systems Engineering* 19, no. 3 (2016): 193-206.



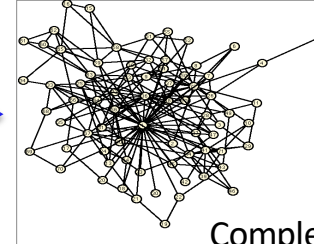
# Empirical Data: Complexity Increase of Engines



Old

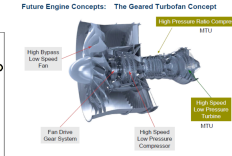


Complexity = 351



Complexity = 499

Complexity increase +42%

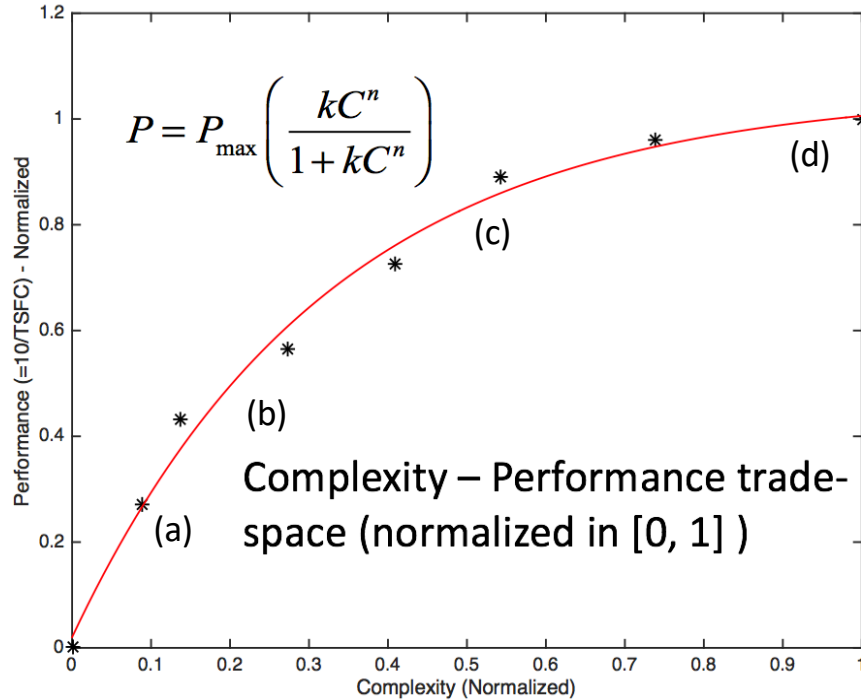


New

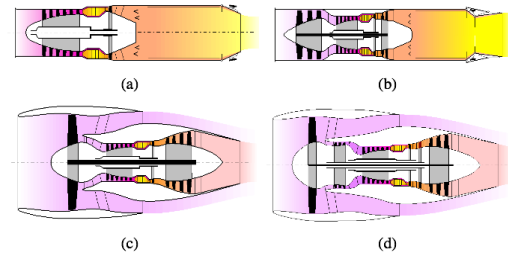
	$C_1$		$C_2$		$C_3$		$C$		$C/C_{ML}$		$C_{new}/C_{old}$
	Old	New	Old	New	Old	New	Old	New	Old	New	
<b>Most Likely</b>	161	188	126	184	1.51	1.69	351	499	1	1	1.42
<b>Mean</b>	179	244	141	240.4	1.51	1.69	392	650.3	1.12	1.30	1.65
<b>Median</b>	178	242	139	238.9	1.51	1.69	388	646.8	1.10	1.29	1.66
<b>70 percentile</b>	181	247.9	145	246.2	1.51	1.69	399.6	663.94	1.14	1.33	1.66

Trend towards more distributed architecture with higher structural complexity and significantly higher development cost\*. Similar trend was observed in [Printing Systems](#).

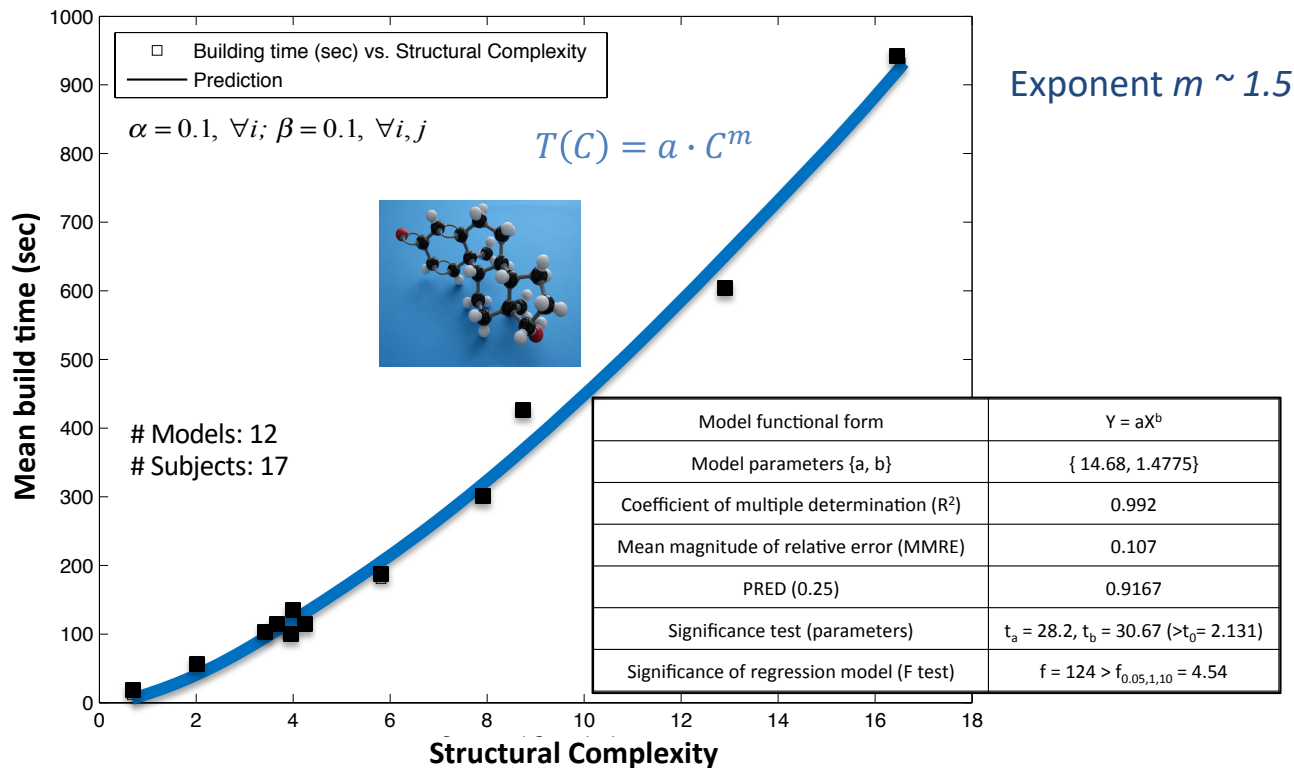
# Diminishing Returns with Complexity



Left: Diminishing returns of normalized TSFC performance for air-breathing aircraft engines versus complexity, Bottom: evolution from turbojet to geared high BPR turbofans



# Experiment: We slow down w/complexity



*Structural Complexity,  $C = O(n^{1.08}) \leftarrow$  mild super-linearity*

*Average build time,  $t = O(C^{1.48}) \leftarrow$  strong super-linearity*



IW 2023 &  
EMEA 2023  
Experiment

## Los Angeles “Freewaytopia”

Source:  
<https://www.engadget.com/hitting-the-books-freewaytopia-paul-haddad-santa-monica-press-153036975.html>

# Test the (proposed) 1st Law of Systems Science & Engineering

## Conservation of Complexity:

The change in complexity  $C$  of the system is equal to a proportional change in expected performance  $P$  minus the change in effort  $E$  expended by the enterprise

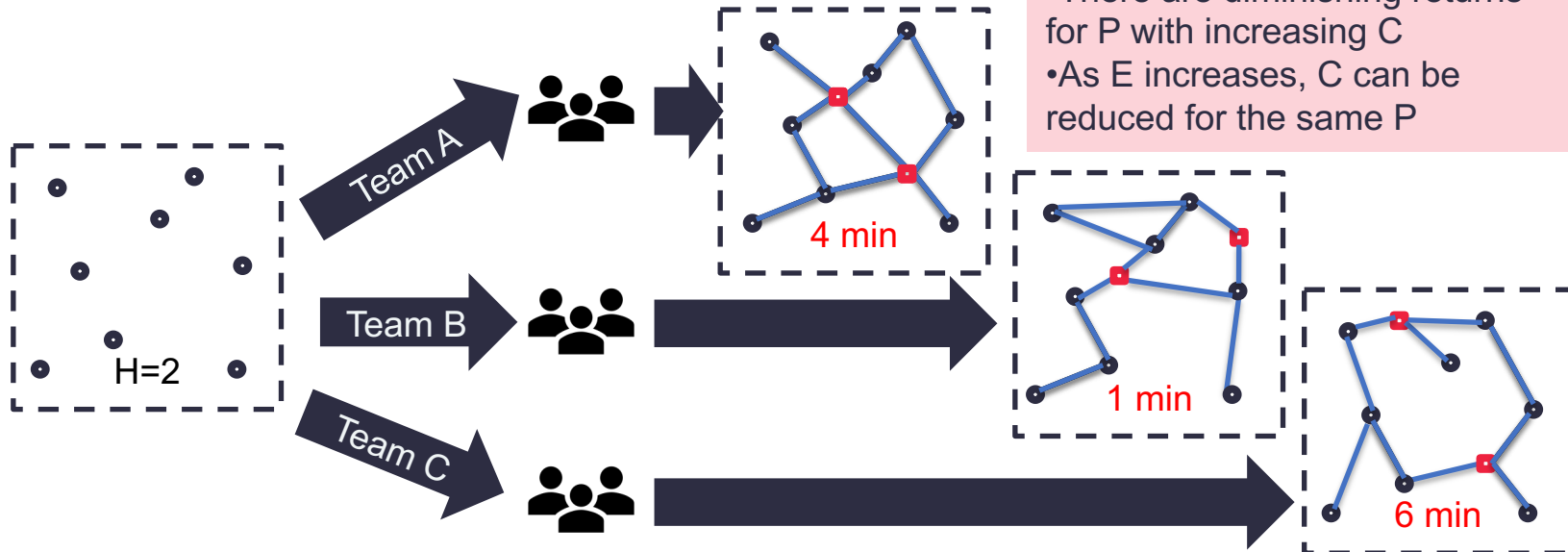


$$\Delta C = \mu \Delta P - \varepsilon \Delta E$$

## Hypotheses tested:

- Effort  $E$  (time) increases super-linearly with Complexity ( $C$ )
- The more effort a team spends the better the solution will be ( $P$ )
- There are diminishing returns for  $P$  with increasing  $C$
- As  $E$  increases,  $C$  can be reduced for the same  $P$


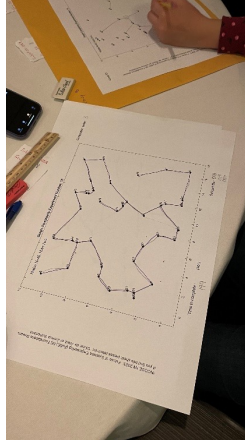

Designing a new transport system for a city.





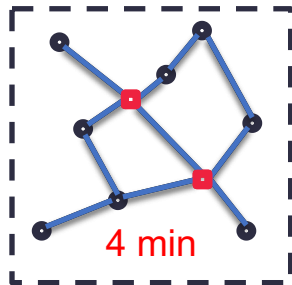
# Impressions on “Complexity Experiment” @ IW 2023

60 participants. Session A: 40 Participants. Session B: 20 Participants.



# Details from “Complexity” Experiment

- **Observations** from the experiment:
  - Teams used **different approaches** which used more/less Effort E (time)
  - Teams produced **different designs** for each node network using more/less Effort
  - Teams developed **different heuristics** on their initial designs that they used in later sheets
- **Post Processing** currently being done at MIT:



1								1	
	1							1	
		1							1
			1					1	
				1				1	
					1			1	1
	1		1			1			
				1	1			1	
1			1		1				1
								1	1
	1	1						1	1



## Performance P

- minimum average path length

## Complexity C

- normalized graph energy of network

## Effort E

- Time spent designing the system

# How are we approaching SE Foundations?

- **1. Quantification:**

- Unless we can quantify what we speak about we are not really masters of the fundamentals
- The deeper theoretical understanding of what drives performance, complexity, effort, cost, safety in systems requires this.

- **2. Experimentation:**

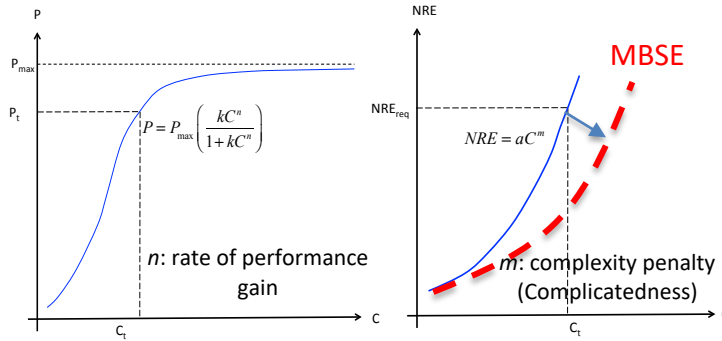
- Claims will be subjected to the rigors of careful and repeatable experimentation (at different organizations, individuals at different locations) to either support or refute them.
- Remain skeptical of any claims related to SE Fundamentals unless there is experimental evidence (either from natural or controlled experiments) to validate these ideas.

- **3. Work with other FuSE streams to make our findings operationalizable to doing great Systems Engineering**

- What we discover will be made useful for doing work

# Complexity and Value Maximization

Complexity budget  $C^*$  is the level of complexity that maximizes system Value !

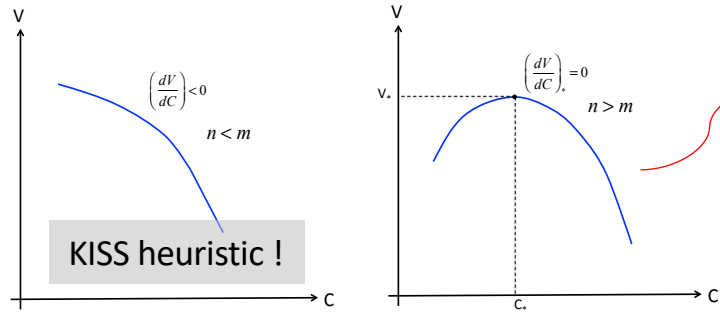


$$P = P_{\max} \left( \frac{kC^n}{1+kC^n} \right)$$

$$NRE = aC^m$$

$$V = \frac{P}{NRE} = P_{\max} \left( \frac{k}{a} \right) \left[ \frac{C^{(n-m)}}{1+kC^n} \right] = S \left[ \frac{C^{(n-m)}}{1+kC^n} \right]$$

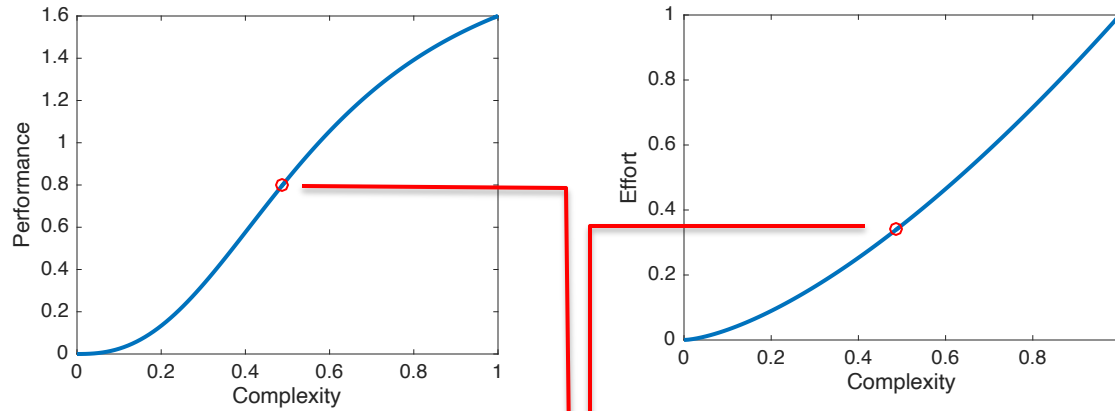
Value  $V$  is the ratio of Performance  $P$  over non-recurring Effort  $E \rightarrow$  what is  $V^*$ ?



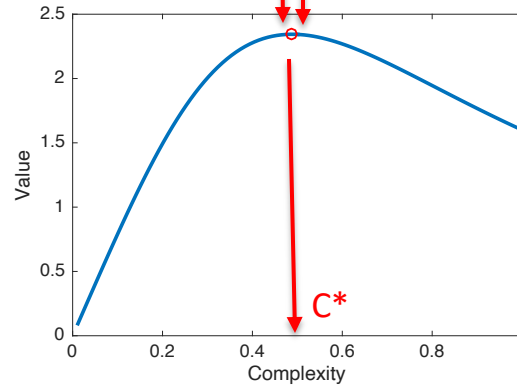
$$C^* = \left( \frac{n}{m} \right)^{\frac{1}{n-m}} \frac{1}{k}; \quad P^* = P_{\max} \left( 1 - \frac{m}{n} \right)$$

$$NRE^* = a \left[ \left( \frac{n}{m} \right)^{\frac{1}{n-m}} \frac{1}{k} \right]^m; \quad V^* = S \left( \frac{m}{n} \right) \left[ \left( \frac{n}{m} \right)^{\frac{1}{n-m}} \frac{1}{k} \right]^{(1-\frac{m}{n})}$$

# Example: Complexity Target to optimize Value

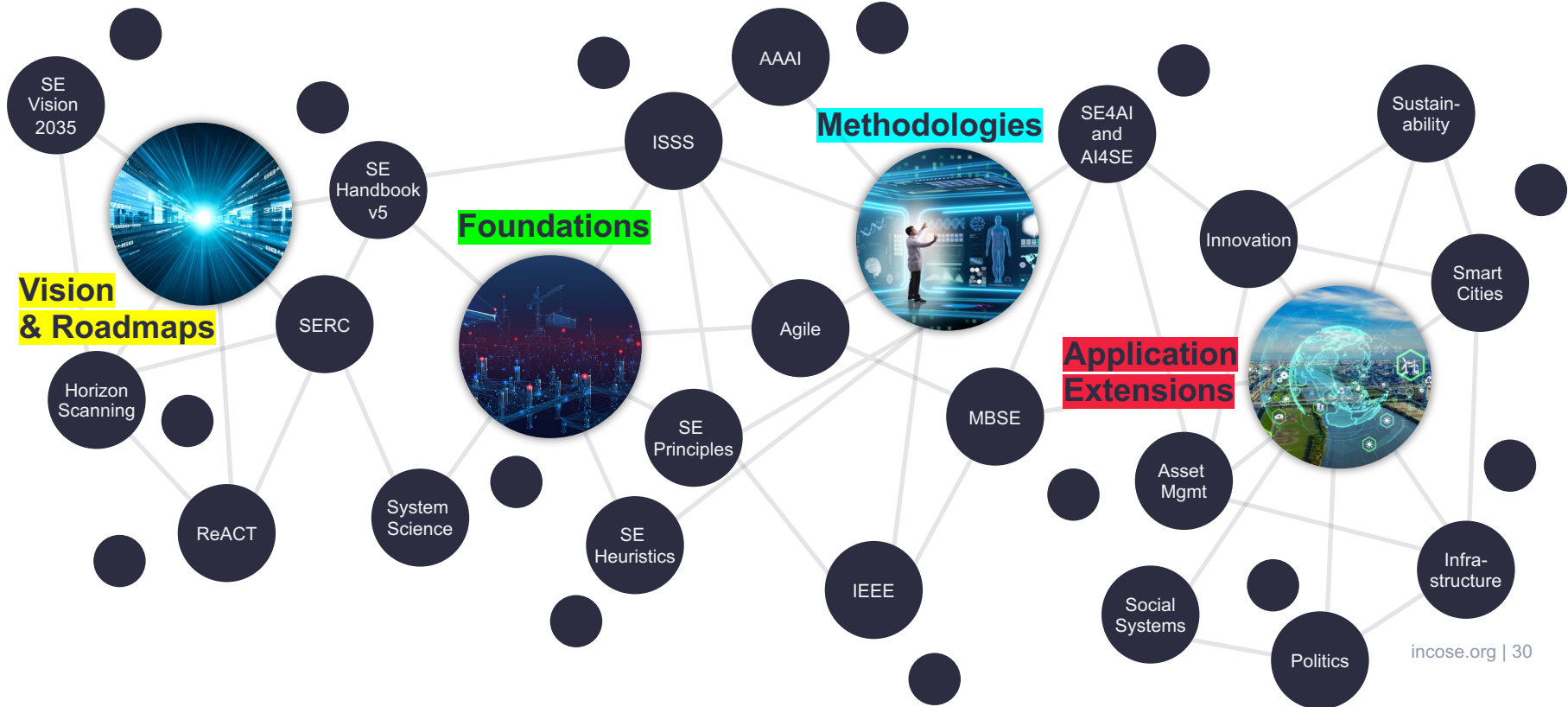


$P_{max}=2;$   
 $k=4;$   
 $n=2.5;$   
 $a=1;$   
 $m=1.5$



# Shaping the Future of SE is a community effort.

FuSE orchestrates and enables enthusiasts (within and outside of INCOSE) to contribute to the realization of the SE Vision




# Let's connect.

Or find us on  
[www.incose.org/fuse](http://www.incose.org/fuse)

Join the mailing list email:  
[Joshua.Sutherland@incose.net](mailto:Joshua.Sutherland@incose.net)

## FuSE Program



**Bill Miller**  
FuSE Program Lead

e [William.Miller@incose.net](mailto:William.Miller@incose.net)



**Erika Palmer**  
Deputy FuSE Program Lead

e [Erika.Palmer@incose.net](mailto:Erika.Palmer@incose.net)

## Foundations



**Oli de Weck**  
Stream Lead "SE Foundations"

e [deweck@mit.edu](mailto:deweck@mit.edu)



**Joshua Sutherland**  
Deputy Stream Lead "SE Foundations"

e [Joshua.Sutherland@incose.net](mailto:Joshua.Sutherland@incose.net)

## Application Extensions



**Tom Strandberg**  
Stream Lead "SE Application Extensions"

e [Tom.Strandberg@incose.net](mailto:Tom.Strandberg@incose.net)

## Vision & Roadmaps



**Paul Schreinemakers**  
Stream Lead "SE Vision & Roadmaps"

e [Paul.Schreinemakers@incose.net](mailto:Paul.Schreinemakers@incose.net)

## Methodologies



**Chris Hoffman**  
Stream Lead "SE Methodologies"

e [Christopher.Hoffman@incose.net](mailto:Christopher.Hoffman@incose.net)

# EXTRAS



- First Law of Thermodynamics
  - Conservation of Energy
  - Rudolf Clausius 1850
- Second Law of Classical Mechanics
  - Conservation of Angular Momentum
  - Leonhard Euler 1736

$$\Delta U = Q - W.$$

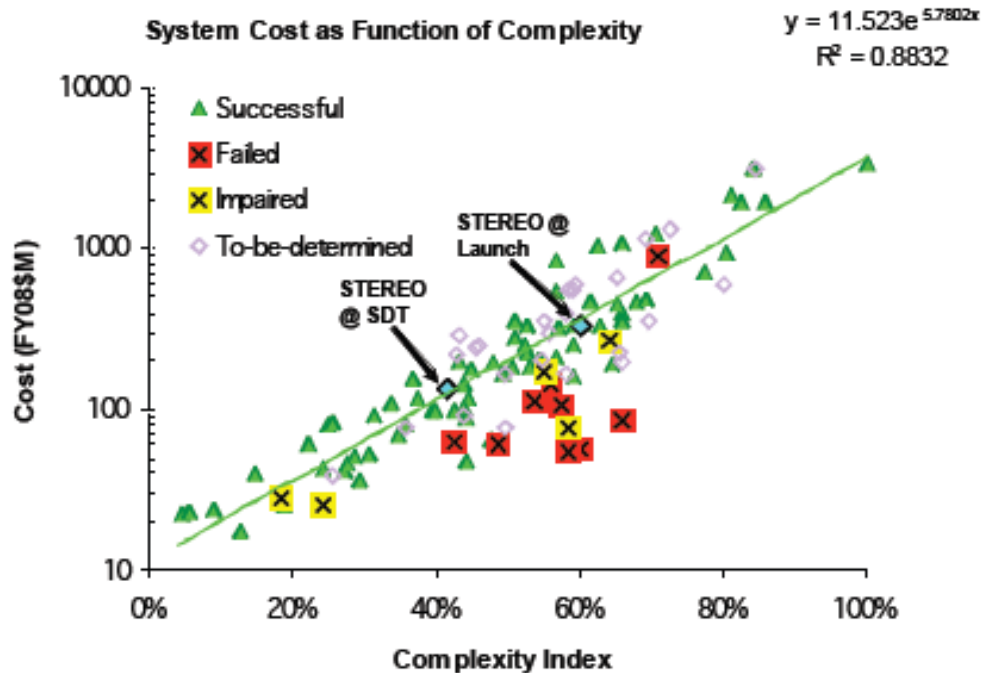
Change in internal state      External stimulus      System observable response

$$\underline{\dot{H}} = \underline{T} - \underline{\omega} \times \underline{\underline{I\omega}}$$

***What is the conserved quantity in Systems Science (and therefore Systems Engineering)?***

# Validation of the 1<sup>st</sup> Law: Successful vs Failed Systems

- CoBRA (Aerospace Corp., 2008) – Complexity Index based on analysis of historical data.
- **Projects that were highly complex but tried to cut development cost had high failure rates**



# Key Messages

- Complexity  $C$  of artificial (and natural?) systems has been increasing
- This is driven by customers, competition, and regulation  $\rightarrow$  functional performance  $P \rightarrow$  structural complexity  $C \rightarrow$  organizational effort  $E$
- A rigorous measure of complexity is based on graph energy of DSM
  - $C = C_1 + C_2 * C_3$ ;
  - $C_3$ : Graph Energy is a measure of topological complexity
  - **Explicit complexity-based budgeting with clear targets is needed in SE**
- **First Law of Systems Science and Engineering** (according to de Weck-Sinha):
  - **Conservation of Complexity**
  - **Given a set of functional requirements  $P$ , establish minimum needed structural complexity  $C$ , and calculate organizational effort  $E$  (NRE) to satisfy the first law**
- **Violating the first law can lead to project or system failure !**